

Scaled data based on original data using
LM-79-08 Approved Method: Electrical and Photometric Measurements of Solid-
State Lighting Products

Test Report Prepared for
Cooper Lighting Solutions
(formerly Eaton)

Brand: INVUE

Report Number: P140784

Luminaire Tested: **EMM-F01-LED-E1-RW-7030**

Issue Date: 03/03/2020

Test Information

Test Method: LM-79-08
Report Number: P140784
REPORT IS SCALED FROM IESNA LM-79-08 TEST DATA (P33689)
Test Lab: INNOVATION CENTER-P3
Issue Date: 03/03/2020
Manufacturer: COOPER LIGHTING SOLUTIONS (FORMERLY EATON)
Product Line: INVUE
Catalog Number: EMM-F01-LED-E1-RW-7030
Description: EPIC MODERN MEDIUM DECORATIVE LED LUMINAIRE
(1) LIGHTBARS WITH AccuLED OPTICS - RECTANGULAR WIDE
Light Source: (7) 3000K CCT, 70 CRI LEDs
Ballast/Driver: -

Summary

Lumens per Lamp: N/A
Luminaire Lumens: 2229.8 lumens
Efficiency: N/A
Efficacy: 86.1 lumens/watt
Luminous Opening: Rectangular (W 0.17' x L: 1' x H: 0')
IES Classification: Type I - Short - Full Cutoff
BUG Rating: B1 - U0 - G1

Input Watts (W): 25.9
Input Voltage (V): NR
Input Current (Ain): NR
Voltage Rise (V): NR
Power Factor: NR
Total Harmonic Distortion (THDi): NR
Frequency (hertz): 60
Stabilization Time: NR
Operation Time: NR
Ambient Temperature (°C): NR
Test Distance: 25 FT

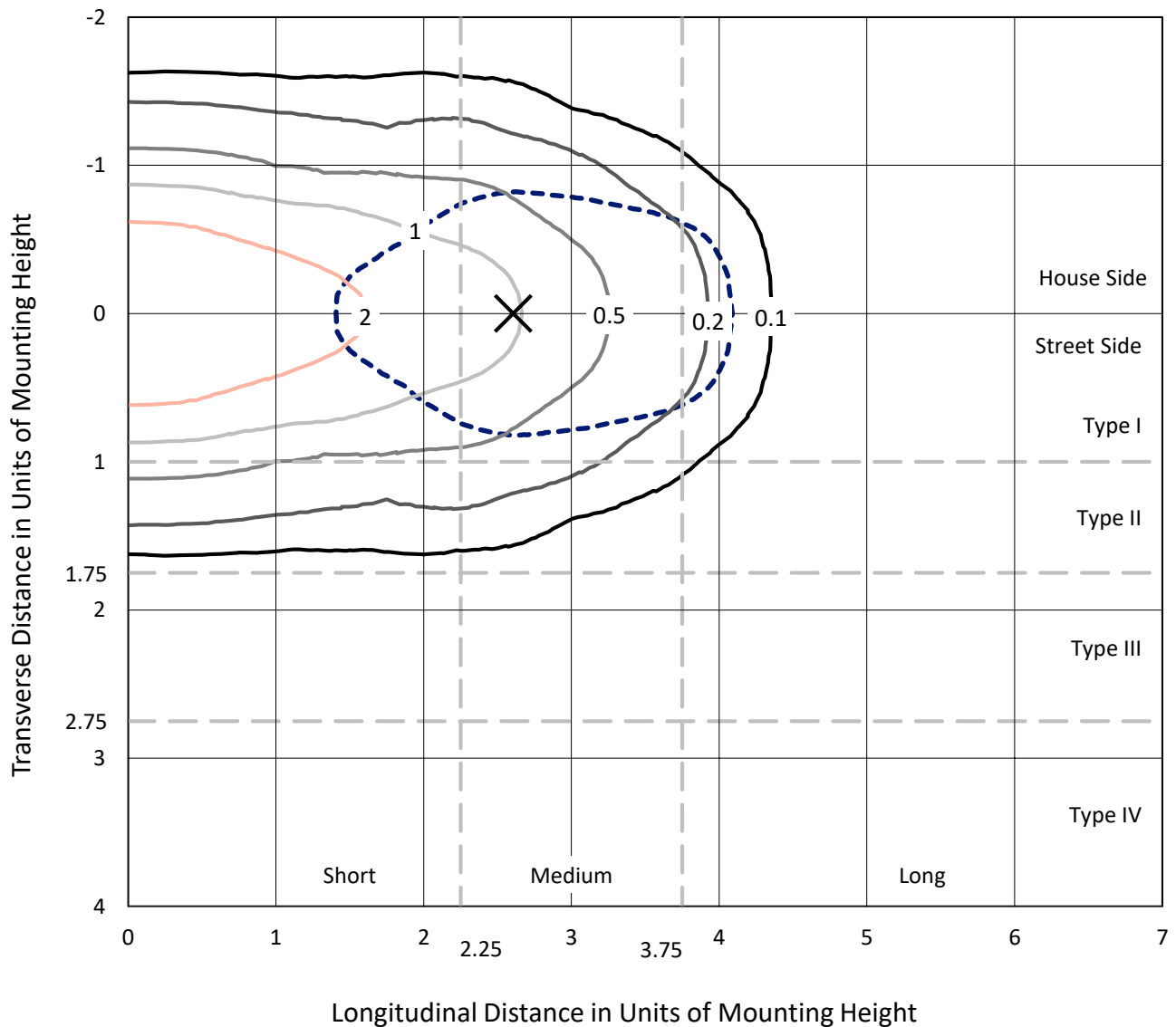


REPORT NUMBER: P140784

CATALOG NUMBER: EMM-F01-LED-E1-RW-7030

Iso-Footcandle Lines of Horizontal Illumination

× Max cd
 - - - 1/2 Max cd

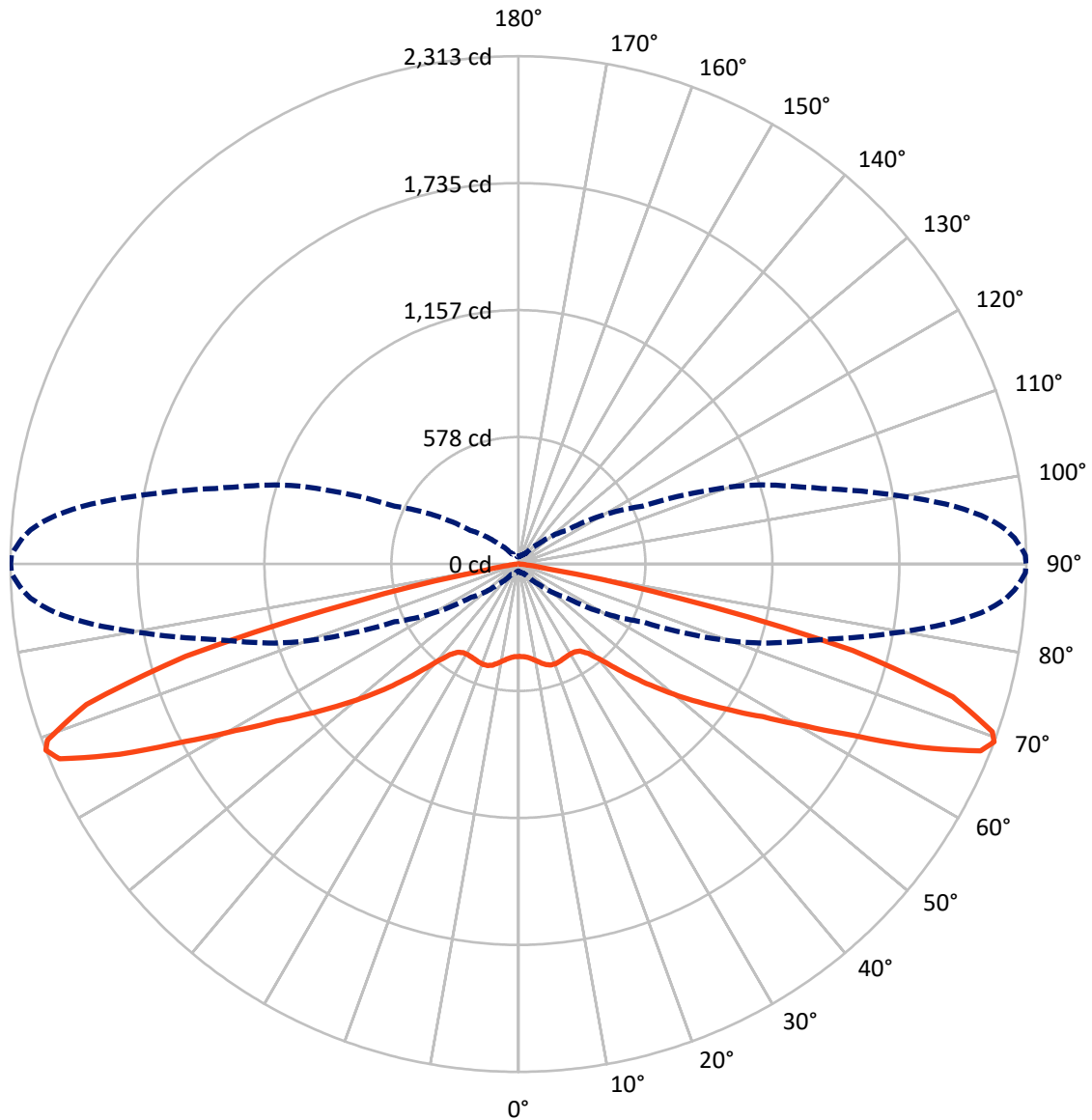


Based on 10 foot mounting height. Maximum calculated value = 4.3 fc
 Type I - Short - Full Cutoff

REPORT NUMBER: P140784

CATALOG NUMBER: EMM-F01-LED-E1-RW-7030

Luminous Intensity Polar Plot



— Vertical Plane Through 90-Deg Lateral - - - Horizontal Cone Through 69-Deg Vertical

REPORT NUMBER: P140784

CATALOG NUMBER: EMM-F01-LED-E1-RW-7030

FLUX DISTRIBUTION:

		Downward	Upward	Total
House Side	Lumens	1114.9	0.0	1114.9
	% Fixture	50.0	0.0	50.0
Street Side	Lumens	1114.9	0.0	1114.9
	% Fixture	50.0	0.0	50.0
Total	Lumens	2229.8	0.0	2229.8
	% Fixture	100.0	0.0	100.0

Coefficient of Utilization

ZONAL LUMENS:

Zone	Lumens	% Fixture
0°-10°	41.2	1.8
10°-20°	129.6	5.8
20°-30°	209.6	9.4
30°-40°	261.7	11.7
40°-50°	327.4	14.7
50°-60°	403.4	18.1
60°-70°	499.4	22.4
70°-80°	326.4	14.6
80°-90°	31.0	1.4
90°-100°	0.0	0.0
100°-110°	0.0	0.0
110°-120°	0.0	0.0
120°-130°	0.0	0.0
130°-140°	0.0	0.0
140°-150°	0.0	0.0
150°-160°	0.0	0.0
160°-170°	0.0	0.0
170°-180°	0.0	0.0
0°-90°	2229.8	100.0
0°-180°	2229.8	100.0



REPORT NUMBER: P140784

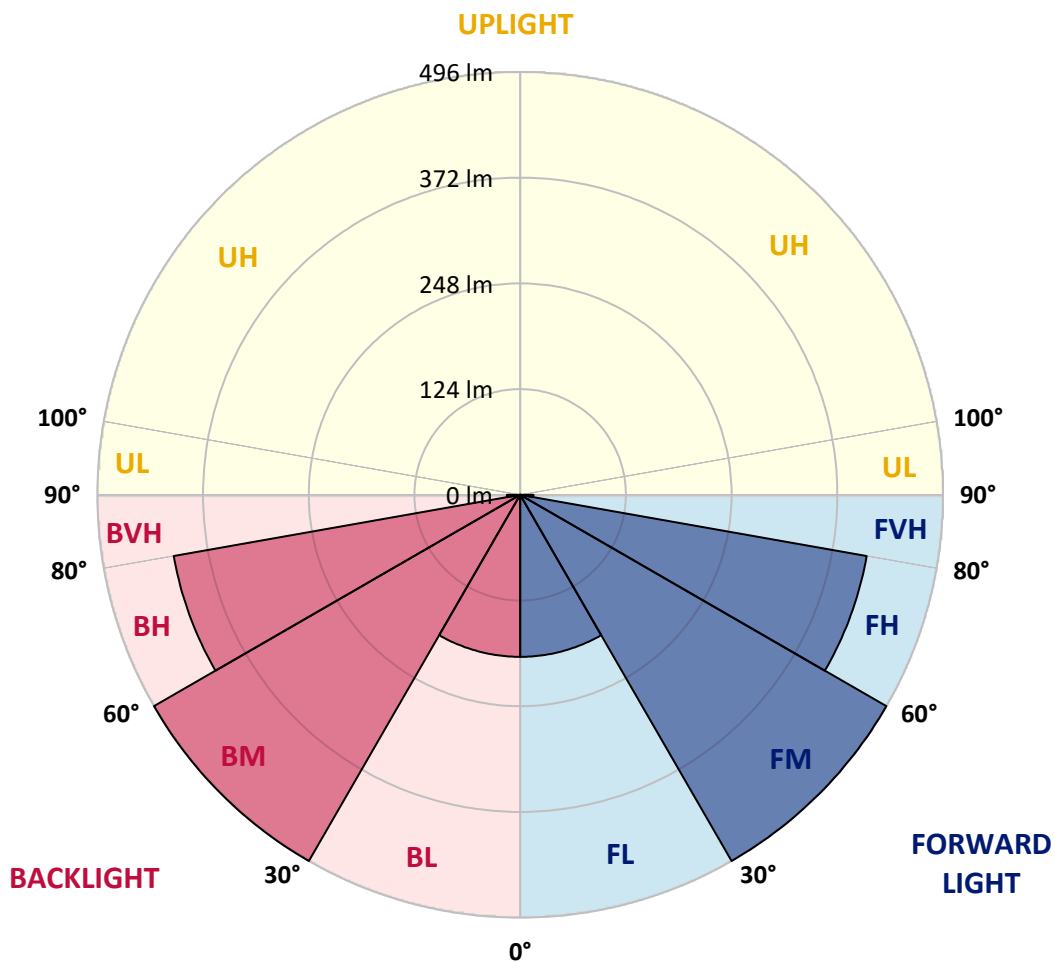
CATALOG NUMBER: EMM-F01-LED-E1-RW-7030

LUMINAIRE CLASSIFICATION SYSTEM LUMEN TABLE AND BUG RATING:

Zone	Lumens	% Fixture	Zone Rating/Lumen Limit		
			B	U	G
FL (0°-30°)	190.2	8.5			
FM (30°-60°)	496.3	22.3			
FH (60°-80°)	412.9	18.5			G0/660
FVH (80°-90°)	15.5	0.7			G1/100
BL (0°-30°)	190.2	8.5	B1/500		
BM (30°-60°)	496.3	22.3	B1/1000		
BH (60°-80°)	412.9	18.5	B1/500		G1/500
BVH (80°-90°)	15.5	0.7			G1/100
UL (90°-100°)	0.0	0.0		U0/0	
UH (100°-180°)	0.0	0.0		U0/0	

BUG Rating: B1-U0-G1

Type I Short





REPORT NUMBER: P140784

CATALOG NUMBER: EMM-F01-LED-E1-RW-7030

CANDELA DISTRIBUTION (FULL):

	0°	5°	15°	25°	35°	45°	55°	65°	66°	67°	68°
0°	421.0	421.0	421.0	421.0	421.0	421.0	421.0	421.0	421.0	421.0	421.0
2.5°	423.8	424.0	423.2	423.5	423.8	423.5	423.2	423.2	423.0	422.9	422.8
5°	426.6	426.6	426.2	426.9	427.0	427.4	427.4	427.5	427.4	427.3	427.3
7.5°	430.4	430.9	430.6	431.4	432.2	433.6	434.2	435.7	435.7	435.6	435.6
10°	434.0	434.6	434.6	436.6	438.7	441.0	443.6	446.0	446.1	446.3	446.4
12.5°	436.8	437.2	437.8	441.5	446.2	450.2	454.7	458.4	458.6	458.7	458.9
15°	435.7	436.6	439.4	445.2	453.6	460.3	465.8	470.2	470.6	470.8	471.2
17.5°	431.8	433.2	437.3	447.2	460.0	470.8	477.2	478.4	478.6	478.8	479.0
20°	423.4	425.4	431.9	445.9	465.0	479.4	485.8	483.6	483.4	483.2	483.0
22.5°	409.3	412.0	420.1	440.0	465.4	485.7	492.0	485.7	485.0	484.3	483.6
25°	390.4	392.6	401.8	425.4	459.6	486.8	495.8	487.0	485.9	484.8	483.7
27.5°	367.5	369.4	380.9	405.9	445.2	481.0	498.4	489.4	488.0	486.5	485.1
30°	341.8	343.3	356.0	382.6	425.2	468.4	498.2	494.8	493.1	491.4	489.7
32.5°	316.2	316.8	328.1	357.4	402.8	449.6	494.0	503.2	501.5	499.8	498.1
35°	288.0	290.0	302.1	334.0	377.5	429.0	488.5	514.8	513.8	512.8	511.9
37.5°	265.4	266.0	279.0	312.2	357.0	410.3	481.4	529.6	530.2	530.9	531.6
40°	242.8	242.8	255.6	290.0	336.5	393.4	475.6	547.8	551.2	554.6	558.1
42.5°	218.0	219.8	232.4	266.7	316.7	379.2	472.5	569.6	576.1	582.6	589.1
45°	194.9	196.0	208.8	242.4	291.9	362.8	471.6	594.0	603.8	613.7	623.6
47.5°	172.1	173.8	186.0	216.8	264.9	341.0	470.5	621.8	634.4	647.0	659.6
50°	151.0	152.0	165.6	193.6	238.3	312.9	463.0	652.8	668.2	683.6	698.9
52.5°	128.7	130.7	141.9	170.8	211.4	282.6	443.6	686.7	705.2	723.8	742.4
55°	105.3	104.8	118.2	145.4	187.9	253.6	407.6	715.9	738.3	760.8	783.2
57.5°	77.2	78.8	91.1	118.6	160.6	229.2	365.4	731.2	759.1	787.1	815.1
60°	55.3	57.6	68.2	89.9	133.5	205.4	322.0	720.6	757.7	794.8	831.8
62.5°	43.2	44.2	53.4	67.4	104.0	180.4	293.0	693.2	744.3	795.5	846.6
65°	37.7	38.8	47.0	54.3	79.0	156.6	275.6	671.3	738.8	806.3	873.8
67.5°	34.3	35.7	42.7	47.8	64.8	136.4	271.5	653.4	732.6	811.8	891.0
69°	32.7	34.0	40.6	45.2	60.2	130.0	266.6	623.4	703.8	784.2	864.6
70°	32.0	33.0	39.4	43.8	58.6	126.2	255.8	589.2	666.8	744.5	822.2
72.5°	29.4	30.0	35.8	40.1	55.6	105.6	202.7	441.0	505.9	570.8	635.7
75°	26.0	27.0	32.3	36.7	44.6	67.6	133.0	266.5	314.6	362.7	410.8
77.5°	22.4	23.2	27.8	35.0	34.3	41.0	76.4	148.9	174.9	200.9	226.9
80°	19.4	20.2	24.4	32.6	27.9	30.3	51.5	97.1	107.0	116.9	126.7
82.5°	15.2	15.8	20.5	26.5	21.6	22.5	38.6	84.8	90.8	96.8	102.7
85°	9.7	10.0	15.0	18.1	15.1	13.3	24.2	62.2	66.9	71.6	76.3
87.5°	3.4	4.8	6.6	6.3	6.2	4.8	8.6	23.0	24.8	26.7	28.5
90°	0.0	0.0	0.0	0.0	0.0	0.0	0.0	0.0	0.0	0.0	0.0



REPORT NUMBER: P140784

CATALOG NUMBER: EMM-F01-LED-E1-RW-7030

CANDELA DISTRIBUTION (continued):

	69°	70°	71°	72°	73°	74°	75°	76°	77°	78°	79°
0°	421.0	421.0	421.0	421.0	421.0	421.0	421.0	421.0	421.0	421.0	421.0
2.5°	422.6	422.5	422.6	422.6	422.4	422.4	422.4	422.2	422.0	422.0	421.8
5°	427.2	427.1	427.4	427.2	427.4	427.2	427.2	427.2	427.2	426.8	426.6
7.5°	435.6	435.6	435.6	436.0	435.6	435.6	435.8	435.8	435.8	435.6	435.6
10°	446.6	446.8	447.0	447.2	447.2	447.2	447.7	447.4	448.1	447.4	447.8
12.5°	459.0	459.2	459.8	460.0	460.3	460.4	460.3	461.0	461.6	461.4	461.6
15°	471.4	471.8	471.8	472.2	472.2	472.4	472.9	473.8	473.5	474.0	474.0
17.5°	479.2	479.4	479.3	479.3	479.6	480.0	480.4	480.9	480.8	481.2	481.4
20°	482.8	482.6	482.2	482.0	481.8	482.0	482.0	482.2	482.4	482.4	482.4
22.5°	482.9	482.2	481.3	480.8	480.2	479.8	480.0	479.8	479.8	479.8	479.6
25°	482.5	481.4	480.0	479.0	478.0	477.4	476.8	476.5	476.0	476.0	476.0
27.5°	483.6	482.2	480.8	478.9	477.5	476.8	475.9	475.0	474.5	474.0	474.0
30°	487.9	486.2	484.4	482.2	480.3	479.7	478.0	477.2	475.9	475.3	475.0
32.5°	496.4	494.8	492.4	489.8	488.4	486.4	485.1	483.2	481.8	481.0	479.8
35°	510.9	510.0	508.0	506.3	504.0	501.9	499.2	498.2	495.2	494.8	493.4
37.5°	532.3	533.0	532.6	531.4	529.8	528.0	526.8	524.6	523.6	522.4	521.1
40°	561.6	565.0	566.2	567.5	567.9	569.5	567.7	567.3	565.8	567.2	566.4
42.5°	595.6	602.1	605.6	609.8	614.2	618.4	621.7	627.2	626.6	630.8	633.8
45°	633.4	643.2	652.4	659.2	667.9	677.4	685.9	693.7	702.4	707.5	714.9
47.5°	672.2	684.8	697.7	710.5	722.8	735.2	750.2	763.9	777.2	786.2	797.7
50°	714.3	729.7	745.4	761.0	778.5	797.8	814.7	832.5	850.9	869.5	882.5
52.5°	761.0	779.6	796.6	813.2	834.8	855.2	877.2	899.6	927.3	947.5	965.5
55°	805.7	828.1	846.7	866.6	889.2	912.0	938.7	966.8	996.1	1025.3	1051.7
57.5°	843.1	871.1	893.2	913.0	937.2	963.5	992.2	1026.9	1060.5	1096.6	1130.8
60°	869.0	906.0	932.7	956.4	984.6	1013.8	1051.3	1092.3	1136.4	1181.4	1225.1
62.5°	897.8	948.9	985.4	1019.2	1052.6	1085.0	1127.4	1178.2	1238.1	1292.4	1350.4
65°	941.3	1008.9	1062.6	1105.8	1153.1	1200.4	1249.7	1309.2	1377.2	1456.6	1524.1
67.5°	970.2	1049.4	1117.8	1179.8	1234.9	1292.3	1354.6	1425.8	1507.9	1588.9	1672.8
69°	944.9	1025.3	1097.6	1165.8	1226.2	1288.1	1351.4	1423.0	1506.8	1596.4	1685.0
70°	899.9	977.6	1052.2	1124.1	1183.2	1247.8	1310.1	1378.3	1463.2	1552.9	1649.2
72.5°	700.6	765.6	842.2	911.6	982.0	1041.0	1097.3	1165.8	1251.5	1336.8	1430.7
75°	458.9	507.0	577.0	634.1	695.0	750.4	791.2	859.2	911.2	991.5	1078.8
77.5°	252.9	278.8	315.3	361.8	388.0	419.2	460.0	484.8	521.8	577.9	604.0
80°	136.6	146.5	161.8	171.5	179.3	171.6	167.5	174.9	171.8	170.9	162.5
82.5°	108.6	114.6	122.6	128.2	124.5	108.1	90.6	77.9	69.8	58.7	50.2
85°	81.0	85.7	88.7	92.5	91.8	83.1	66.5	51.4	40.4	32.2	28.0
87.5°	30.4	32.2	33.0	40.2	37.0	35.0	27.2	19.8	15.2	11.0	8.9
90°	0.0	0.0	0.0	0.0	0.0	0.0	0.0	0.0	0.0	0.0	0.0



REPORT NUMBER: P140784

CATALOG NUMBER: EMM-F01-LED-E1-RW-7030

CANDELA DISTRIBUTION (continued):

	80°	81°	82°	83°	84°	85°	86°	87°	88°	89°	90°
0°	421.0	421.0	421.0	421.0	421.0	421.0	421.0	421.0	421.0	421.0	421.0
2.5°	422.1	422.0	422.0	422.0	422.1	421.8	421.6	421.8	421.8	421.7	421.7
5°	427.2	427.0	427.0	427.2	427.0	427.2	427.0	426.6	426.8	426.9	427.0
7.5°	435.8	435.6	435.6	436.4	436.2	436.0	436.0	436.2	435.8	435.8	436.1
10°	447.8	448.2	448.1	448.5	448.4	448.2	447.9	448.1	448.5	448.6	448.1
12.5°	462.4	462.4	462.2	462.8	462.4	463.3	462.4	462.8	463.4	462.6	463.0
15°	474.2	474.2	474.6	474.8	474.6	474.9	475.6	475.3	474.9	475.6	475.8
17.5°	481.3	481.6	481.8	482.0	482.2	482.4	482.6	482.4	482.6	482.8	483.3
20°	483.0	482.8	483.0	483.2	483.6	483.6	483.8	483.7	484.0	484.2	484.3
22.5°	480.0	480.2	480.3	480.6	480.6	480.8	481.0	481.3	481.2	481.4	481.6
25°	476.2	476.4	476.5	476.4	476.4	476.5	476.6	476.6	477.0	477.3	477.3
27.5°	473.6	473.6	474.0	473.8	473.6	473.9	473.8	473.8	473.8	473.9	474.3
30°	474.6	474.3	474.0	474.0	473.9	473.6	473.4	473.0	473.0	473.2	473.0
32.5°	480.0	479.3	479.0	478.6	478.3	477.6	476.9	476.6	476.0	476.0	475.8
35°	493.8	493.0	493.0	491.6	490.8	490.5	489.8	488.0	488.0	487.3	487.1
37.5°	521.4	519.9	519.2	520.5	518.2	519.1	517.0	516.2	516.6	515.2	516.0
40°	567.7	570.0	569.0	570.4	571.0	571.2	571.3	569.2	571.3	567.8	569.0
42.5°	634.4	640.6	642.9	643.7	647.6	646.6	645.4	645.3	645.2	646.8	645.9
45°	718.3	719.2	729.9	731.8	734.0	736.4	735.8	738.5	740.6	737.8	738.2
47.5°	804.2	813.0	820.8	825.1	829.8	827.4	829.2	830.4	837.6	836.8	836.2
50°	898.6	913.6	917.8	922.4	926.0	933.4	932.6	937.1	936.3	942.2	943.0
52.5°	988.2	1004.7	1021.4	1028.7	1034.2	1042.6	1045.9	1050.7	1049.0	1048.4	1052.8
55°	1077.4	1104.8	1123.9	1142.7	1153.1	1164.3	1169.1	1175.8	1178.9	1180.2	1174.7
57.5°	1165.6	1198.7	1231.0	1254.2	1270.2	1287.0	1296.0	1303.4	1312.1	1315.0	1312.2
60°	1268.9	1317.4	1359.7	1390.6	1420.3	1438.6	1457.9	1471.9	1474.6	1486.4	1494.2
62.5°	1406.6	1465.5	1519.2	1564.1	1610.2	1644.4	1679.2	1693.0	1706.6	1716.0	1721.6
65°	1594.2	1671.8	1746.0	1810.0	1866.4	1923.4	1963.9	1985.2	2012.4	2017.8	2011.9
67.5°	1758.7	1850.3	1942.5	2023.8	2084.8	2144.0	2192.0	2227.1	2252.6	2265.2	2270.5
69°	1776.8	1869.9	1964.0	2045.2	2119.0	2178.0	2227.2	2262.1	2287.5	2309.2	2313.0
70°	1739.8	1844.2	1935.8	2017.6	2093.8	2153.9	2197.9	2237.9	2266.8	2283.4	2289.4
72.5°	1527.2	1621.2	1713.6	1808.0	1873.2	1945.4	1981.6	2013.7	2052.1	2074.0	2069.2
75°	1157.4	1238.7	1319.2	1389.8	1440.1	1466.8	1509.1	1540.2	1534.5	1571.3	1572.3
77.5°	652.8	663.4	718.1	710.8	734.9	735.6	741.8	752.7	731.8	774.8	743.9
80°	158.3	156.2	167.6	154.2	153.1	151.9	148.2	155.6	156.6	148.9	150.3
82.5°	46.5	44.5	43.6	42.4	44.4	43.7	44.1	44.4	45.6	44.0	45.7
85°	25.5	24.0	23.8	23.2	23.2	21.8	21.6	21.6	20.8	21.0	20.9
87.5°	9.8	9.2	8.6	8.3	8.2	7.8	7.4	6.8	6.0	5.4	5.0
90°	0.0	0.0	0.0	0.0	0.0	0.0	0.0	0.0	0.0	0.0	0.0

(END OF REPORT)